



UNDERCOUNTER  
ICE MACHINE

**IU-0070-OU**

**AIR-COOLED**

**KEY FEATURES:**

- 60 lbs daily ice production (70/50F)
- 26 lbs ice storage bin
- Compact design with powerful performance
- Front ventilation in/out air flow and space saving
- Simple and easy to access front air filter
- Designed for easy installation and service
- High reliability and low maintenance cost
- High density urethane foam insulation
- Includes ice scoop and adjustable legs
- 304 durable stainless-steel construction
- Unique gourmet (bell) shape ice
- Drain pump kit option: IPK-61B (sold separately)
- R-134A refrigerant
- Power cord with NEMA 5-15 plug



**STANDARD WARRANTY (Commercial):**

- Ice Maker: 3-Year Parts & Labor
  - Evaporator: 5-Year Parts & Labor
  - Compressor: 5-Year Parts & 3-Year Labor
- ※ Residential warranty: 1-Year Parts & Labor



Gourmet "bell" style cube, perfect for cocktails and entertaining




**CERTIFICATIONS**



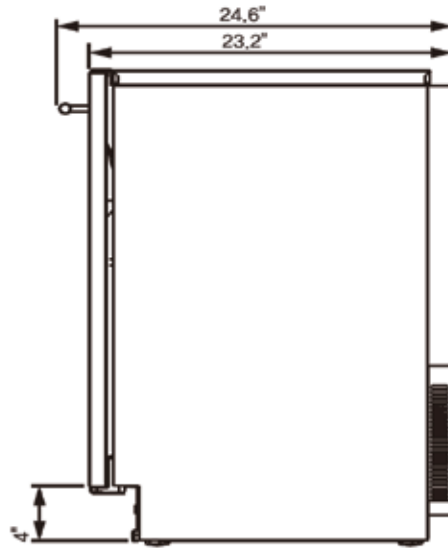
# IU-0070-OU

## UNDERCOUNTER ICE MACHINE

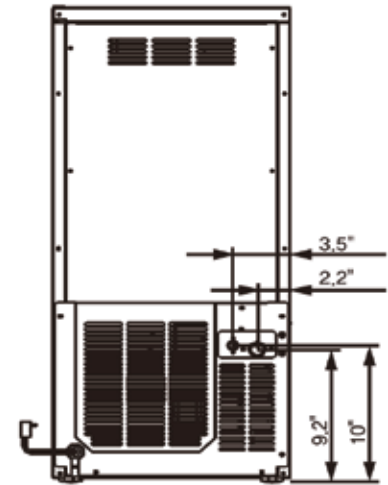
### PLAN VIEW



FRONT VIEW



SIDE VIEW



BACK VIEW

MODEL	DIMENSIONS	WIDTH	DEPTH	HEIGHT	WEIGHT	
IU-0070-OU	Inch	15"	24.6"	33.7"	104 lbs (Net)	110 lbs (Shipping)

### SPECIFICATIONS

Model	Ice Type	Ice Production 24 hrs		Water usage gal / 100 lbs ice	Power kWh / 100 lbs ice	Electrical (V/Hz/ph)	Condenser	Minimum Circuit Breaker (A)
		Air/Water 70°F / 50°F	Air/Water 90°F / 70°F					
IU-0070-OU	Gourmet / Bell	60.19 lbs	48.18 lbs	23	11.15	115/ 60/ 1	Air Cooled	15

OPERATING LIMITS	MIN	MAX
AMBIENT TEMP RANGE	50 °F	100 °F
WATER TEMP RANGE	50 °F	90 °F
WATER PRESSURE	20 psi (1.38 bar)	80 psi (5.52 bar)
VOLTAGE RANGE	± 10% from regular voltage	

**ICE TYPE:** Gourmet / Bell



Cube Dimensions:  
1 1/4" x 1 3/8" x 1 1/3"

*If you love your Ice...*  
**It's time to love your Ice Machine!**

